



14-016

## MJFX ARMOR BUMPER

WILL FIT E-Z-GO® RXV®

### INSTALLATION INSTRUCTIONS

**INCLUDED:**

MJFX Armor Bumper  
Mounting Brackets  
Winch Bracket

**TOOLS NEEDED:**

17mm Socket  
15mm Socket  
17mm Wrench  
15mm Wrench  
Ratchet



MJFX Armor Bumper




Mounting Brackets



Winch Bracket




Madjax recommends professional installation. If you choose to not have this product installed by a professional, we highly recommend that you exercise caution, care, and patience when installing this product.

**1**  
Engage park brake. Raise cart with lift and support with jack stands. Remove wheels and front bumper for easier installation.




**2**  
Remove factory shock hardware nut and retain.

Attach mounting brackets using retained hardware from step 2. (Repeat on opposite side) Tighten all hardware.




Attach winch bracket using four 55mm bolts and hardware. (Repeat on opposite side) Tighten all hardware.

Attach bumper to winch mounting bracket, using 30mm bolts and hardware. (Repeat on opposite side) DO NOT tighten hardware until step 6 is complete.




Attach bumper to the inside of mounting brackets using 30mm bolts and hardware. (Repeat on opposite side) Tighten all Hardware.



# WINCH AND LED BAR FOR ARMOR BUMPER

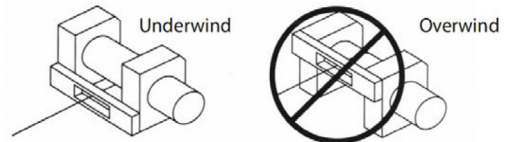
## INSTALLATION INSTRUCTIONS



### Part# 03-033

Attach MJFX Winch using Hardware provided with Winch Kit.


Note: Winch line should be mounted with line in the underwind direction.



### Part# 02-024

Attach 4" LED Bar to bumper. Loosen nut on 4" LED, and then tighten to secure LED to bumper. (A)

Note: To adjust LED position, loosen the highlighted bolt and re-tighten at desired location. (B)



### Part# 02-025

Loosen end bolts on 10" LED. Attach to center of Bumper as shown. Tighten hardware to secure LED bar.

# INSTALLATION COMPLETE

VISIT [WWW.MYMAJAX.COM](http://WWW.MYMAJAX.COM) FOR MORE INSTALLATION VIDEOS

E-Z-GO®, E-Z-Go® TXT®, and E-Z-Go® RXV® are registered trademarks of Textron Innovations, Inc. Club Car®, Club Car® Precedent®, and Club Car® DS® are registered trademarks of Ingersoll Rand, Inc. Yamaha®, Yamaha® Drive®, G-14®, G-16®, G-19®, and G-22® are registered trademarks of Yamaha Golf-Car Company. Any reference to Club Car®, E-Z-Go®, or Yamaha® or their associated trademarks, word marks, and products are only for purposes of identifying golf carts with which this Madjax product is compatible. Madjax products are aftermarket parts and are not original equipment parts. Madjax is not connected to, affiliated with, sponsored by, or endorsed by either Textron Innovations, Inc., Ingersoll Rand, Inc., Yamaha Golf Cart Company, or any of their parent or subsidiary companies.